



Official Development Assistance to end violence against children



COUNTING PENNIES

1

ODA to end violence against children is less than 0.6% of global ODA (less than US\$1.1 billion out of US\$174 billion)



2

In the 107 recipient countries of ODA for ending violence against children, the average investment per child is around US\$0.65 a year



3

Global ODA investment in ending violence against children

Total ODA estimated to have been spent to address violence against children is less than US\$1.1 billion versus total ODA disbursed in 2015 of US\$174 billion

US\$ 1.1 BILLION



US\$ 837 MILLION

RELATED to ending violence against children

US\$ 238 MILLION

SPECIFICALLY for ending violence against children

4

Number of children experiencing violence each year 1 billion children



Global ODA spending on ending violence against children less than US\$1.1 billion

vs.

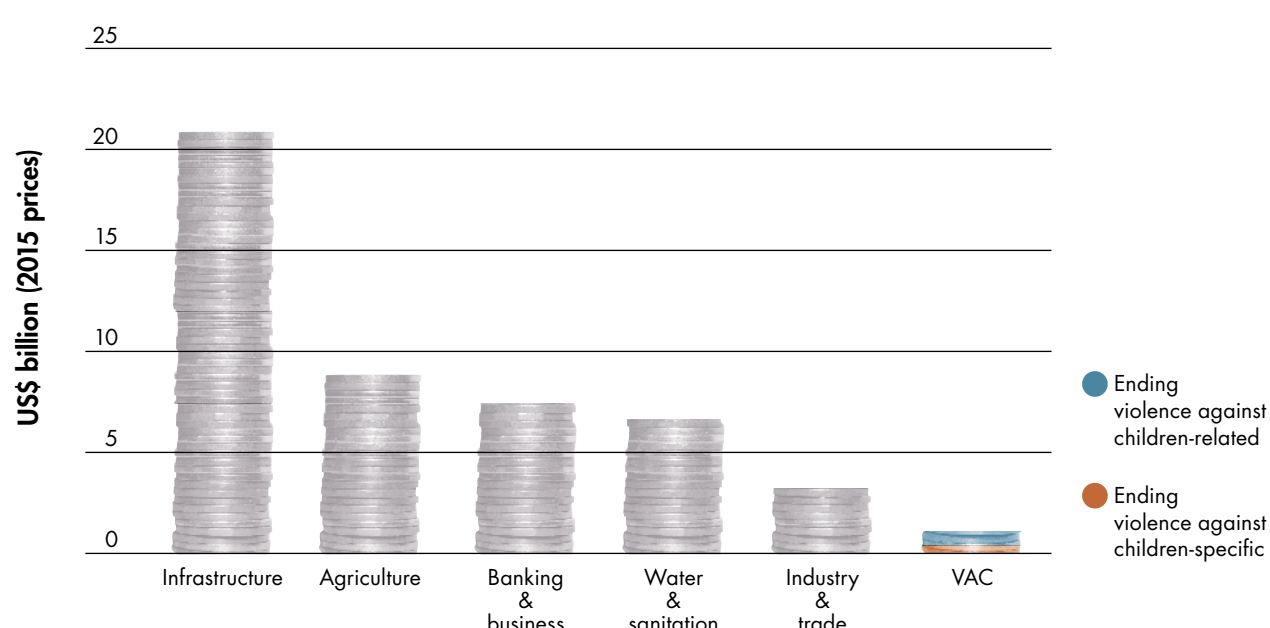
ECONOMIC COST of violence against children

up to \$7 trillion



5

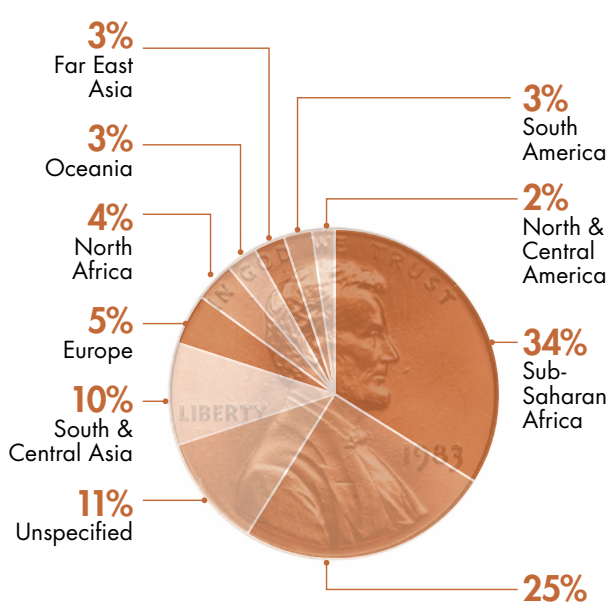
ODA invested in ending violence against children compared with ODA invested in other sectors



6

Regional distribution of ODA + top recipient countries

Regional distribution of total spending to end violence against children



Largest 5 recipients of total spending for ending violence against children

Rank	Country	Ending violence against children-specific (US\$ millions)	Ending violence against children-related (US\$ millions)	TOTAL Ending violence against children (US\$ millions)
1	Iraq	1.8	95.8	97.6
2	Syria	1.4	45.9	47.3
3	Lebanon	0.1	43.7	43.8
4	South Sudan	14.4	18.2	32.6
5	Democratic Republic of the Congo	10.6	18.6	29.2

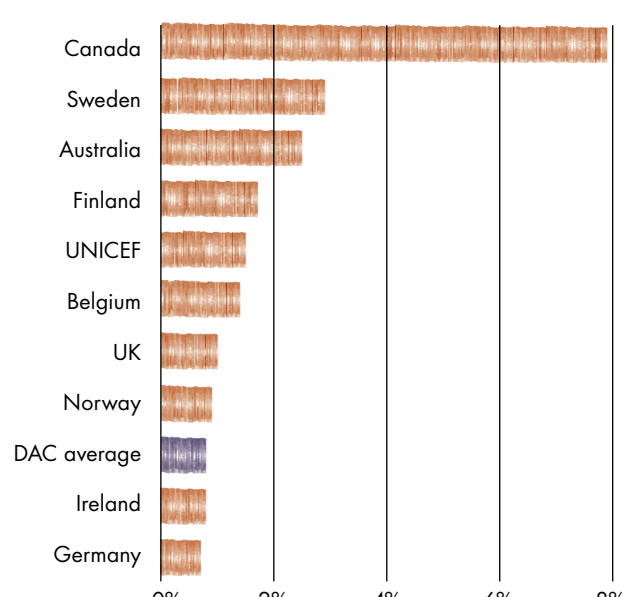
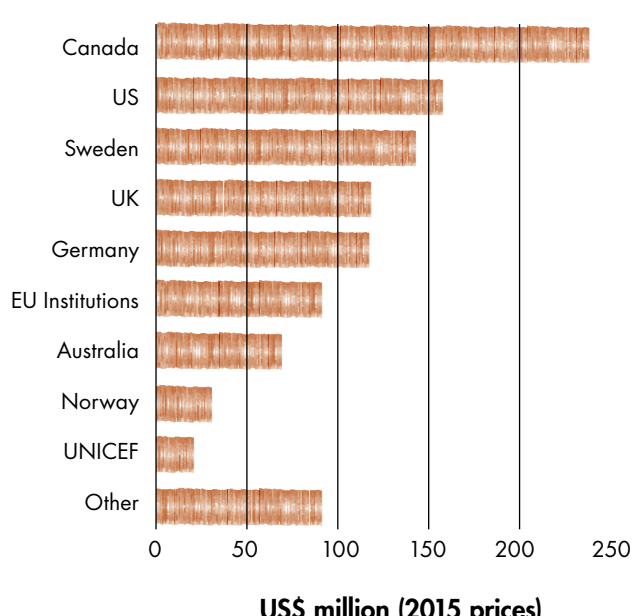
7

League tables of donors

Largest 10 donors of ODA to end violence against children

Largest donors of ODA to end violence against children as a proportion of their ODA disbursements

Total spending on ending violence against children



Source: Development Initiatives, based on OECD Development Assistance Committee. All data for 2015.